










# Sheet Metal Take Off


for

*22'W x 42.5'L x 8'H 2-Sided Classic Carport - 2-Sided 4.5'OC*

Quantity	Description	Picture
18	10'0" (120") Roof Panel	
18	9'2" (110") Roof Panel	
9	4'8" (56") Roof Panel	
16	9'2" (110") Eave Side Panel	
4	4'8" (56") Eave Side Panel	
4	Butyl Tape, 35ft roll	
4	J-Trim 10.5ft	

2	1" Painted Panel Screw for ROOF, 250pc bag	
1	1" Painted Panel Screw for WALL, 250pc bag	

\*GABLE END TRIM OPTIONS  
BELOW\*

145	OPTION 1: Vinyl Trim, in feet	
6	OPTION 2: 2"x2" Angle Trim 10.5ft	